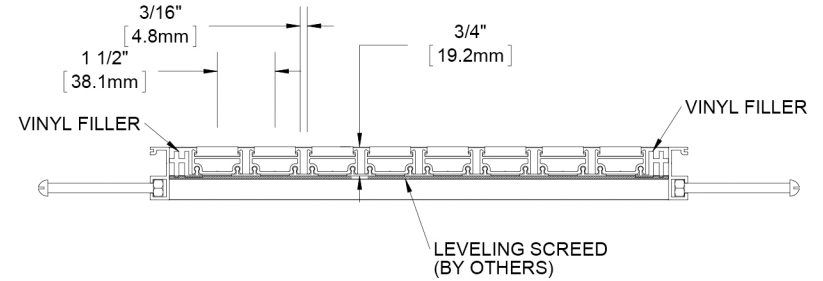
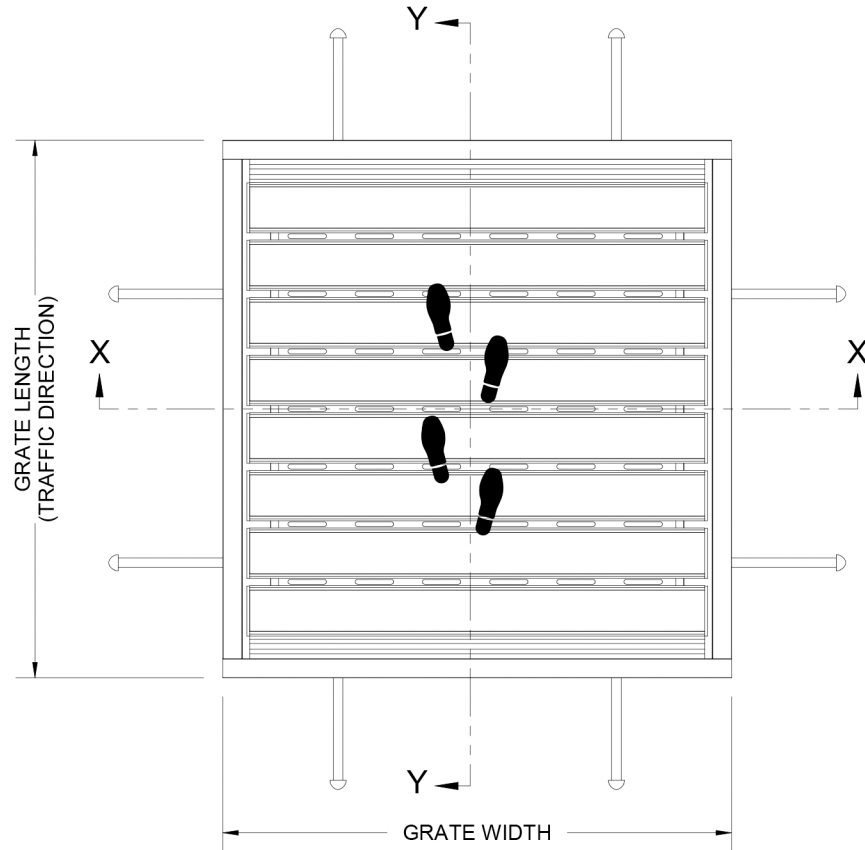
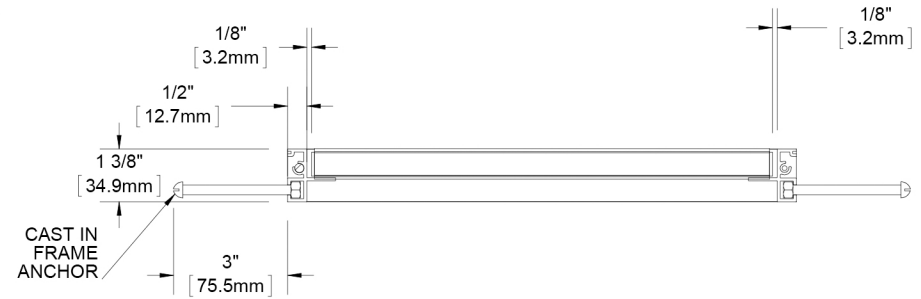


\*BGR34P PREMIUM CARPET INSERT  
 \*BGR34R RUGGED SCRUB INSERT  
 \*BGR34V VINYL INSERT  
 \*BGR34E ECOTREAD INSERT  
 \*BGR34U RIBBED RUBBER INSERT  
 BGR34G VINYL ABRASIVE INSERT  
 \*BGR34B BRUSH INSERT



SECTION Y-Y



SECTION X-X

**NOTES:**

- STANDARD MAXIMUM SECTION SIZE OF GRATE/MAT WIDTH NOT TO EXCEED 10'-0" UNLESS OTHERWISE SPECIFIED
- FRAME ANCHOR SPACING: 6" FROM CORNERS, 24" MAX
- VERIFY TRAFFIC DIRECTION AND THAT SECTIONING DOES NOT OCCUR IN A TRAFFIC LANE
- ALL RAIL COMPONENTS ARE MADE OF 6063-T6 ALUMINUM ALLOY, ALL FRAME COMPONENTS ARE MADE OF 6063-T5 ALUMINUM ALLOY (NOT APPLICABLE WITH VINYL SURFACE MOUNT FRAME)
- TREAD RAILS MUST RUN PERPENDICULAR TO TRAFFIC DIRECTION
- TRIM THE FILLER PROVIDED TO ENSURE A TIGHT FIT IN THE TRAFFIC DIRECTION (NOT APPLICABLE WITH VINYL SURFACE MOUNT FRAME)
- GRATE DIMENSION ALLOWS FOR CLEARANCE BETWEEN GRATE SECTIONS AND FRAMES IN THE WIDTH DIMENSION

**DESCRIPTION:**

Roll-up GRATEdesign®, 3/4", Aluminum, Roll-up Grate with Cast-in, Level Bed, Aluminum Frame

BGR34-FLBC

SCALE: NTS

F-11

\* AVAILABLE IN ALTERNATING TREADS

*Harbor City Supply Inc.* 9515 Deereco Road Suite 1012, Timonium, Md. 21093

Phone 443-279-0632 or 1-800-260-0907

Fax 443-279-0015

rick@harborcitysupply.com