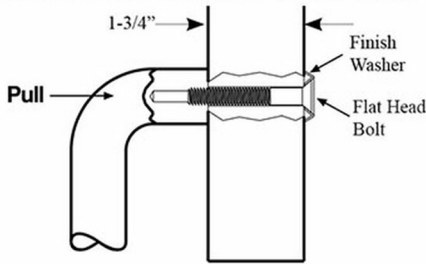


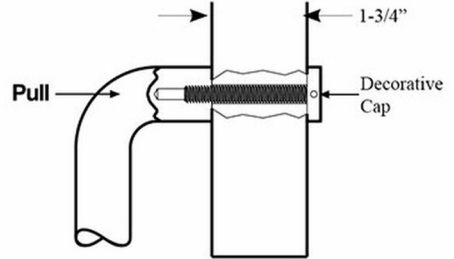
# 862H3D630-01HD Mounting Hardware

Thru Bolt for Metal or Wood Door



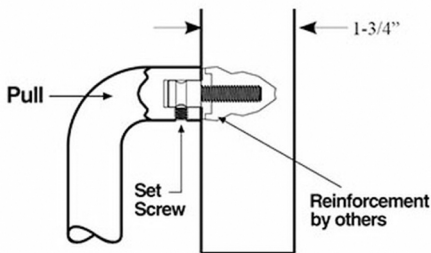
TYPE	BOLT SIZE	DRILL SIZE
1	1/4 - 20	9/32"
1HD	5/16 - 18	11/32"

Thru Bolt for Metal or Wood Door



TYPE	BOLT SIZE	DRILL SIZE
12	1/4 - 20	9/32"
12HD	5/16 - 18	11/32"

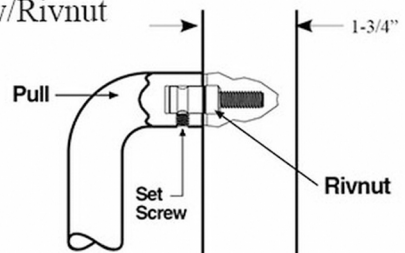
Surface Concealed for Metal Door



Minimum diameter of pull is 3/4"

TYPE	BOLT SIZE	THREAD SIZE
6	1/4 - 20	1/4 - 20 TAP
6HD	5/16 - 18	5/16 - 18 TAP

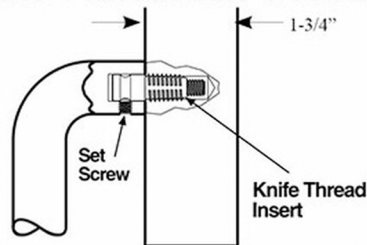
Surface Concealed for Metal Door w/Rivnut



Minimum diameter of pull is 3/4"

TYPE	BOLT SIZE	DRILL SIZE METAL
6R	1/4 - 20	3/8" X 1-1/4" DP
6RHD	5/16 - 18	1/2" X 1-1/4" DP

Surface Concealed for Wood Door



Minimum diameter of pull is 3/4"

TYPE	BOLT SIZE	DRILL SIZE WOOD
8	1/4 - 20	1-1/4" DP
8HD	5/16 - 18	1-1/4" DP