

Surface Mount Arm Retrofit Kits

Model Number Structure

SMA - 1 - 0203 - NK - 30				
Technology SMA=Surface Mount Arm	Style	Size	Keyboard Drawer Option	Keyboard Drawer Size
			NK=NOVA Keyboard Drawer	24=24" Keyboard Drawer 28=28" Keyboard Drawer 30=30" Keyboard Drawer 34=34" Keyboard Drawer

Kit Includes: Surface Mount Arm, 100mm VESA Plate, and optional NOVA Keyboard Drawer with Hangers.

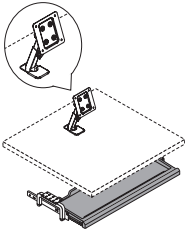
For monitors that have a VESA standard attachment method on the back.
Weight of Monitor cannot exceed 21lb
Arm mounts under worksurface through grommet cutout

Models & Pricing

Fits most monitors up to 24" widescreen

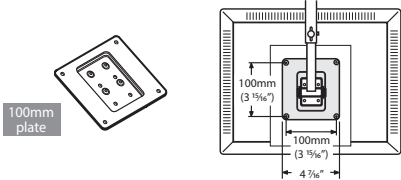
- Minimum 18" depth of clearance underneath worksurface

Min. Clearance	ft ³ / lb	Model
With NOVA Keyboard Drawer		
25 7/8" W	2.5 / 12	SMA-1-0203-NK-24
29 1/2" W	2.7 / 12	SMA-1-0203-NK-28
31 1/2" W	2.8 / 13	SMA-1-0203-NK-30
35 1/2" W	2.9 / 13	SMA-1-0203-NK-34
Without Keyboard Drawer		
8 1/8" W	1.4 / 3	SMA-1-0203-XK



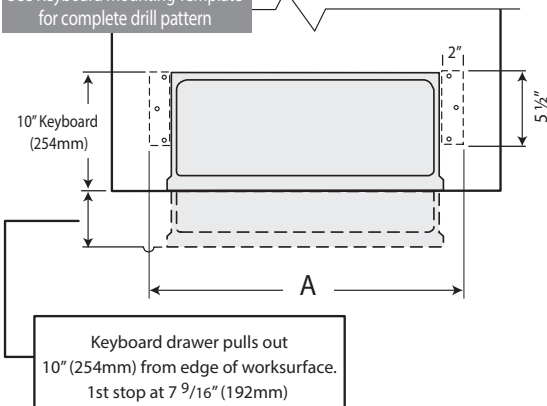
Components & Dimensions

The arm ships with a 100mm VESA plate only.
75mm VESA plate is available as a separate line item (see page 65).



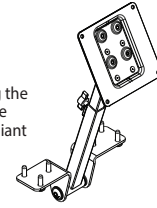
Keyboard size	Dimension A Min. Kneespace Width	Dimension B Keyboard drill pattern
24"	25 7/8" (657mm)	22 19/32" (574mm)
28"	29 1/2" (747mm)	26 3/16" (664mm)
30"	31 1/2" (798mm)	28 3/16" (715mm)
34"	35 1/2" (899mm)	32 1/8" (816mm)

See Keyboard Mounting Template for complete drill pattern

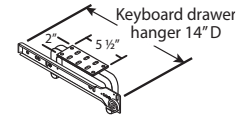


Components & Dimensions

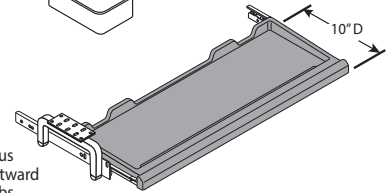
SURFACE MOUNT ARM
Mounts underneath worksurface through grommet hole, supporting the flat panel display on a steel arm. The display attaches with a VESA compliant steel plate. 100mm VESA Plate included.



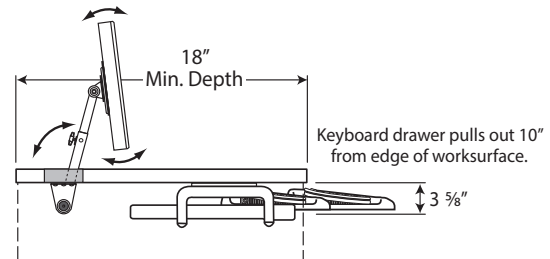
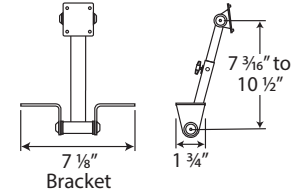
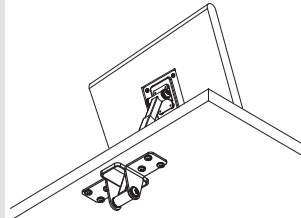
GROMMET
Black plastic worksurface grommet with removable cover.



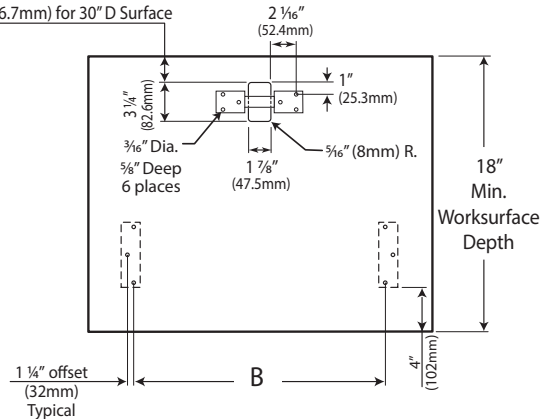
KEYBOARD DRAWER
Textured black thermoformed ABS keyboard drawer features soft radius edges. Five positive inward and outward stop locations. Outward locking tabs prevent accidental removal of keyboard drawer.



Bracket mounted to underside of worksurface.



1 1/16" (27mm) for 18" or 24" D Surface
3 13/16" (96.7mm) for 30" D Surface



Dimensions are for underneath side of worksurface. Product specifications are subject to change without notice. Dimensions are nominal.