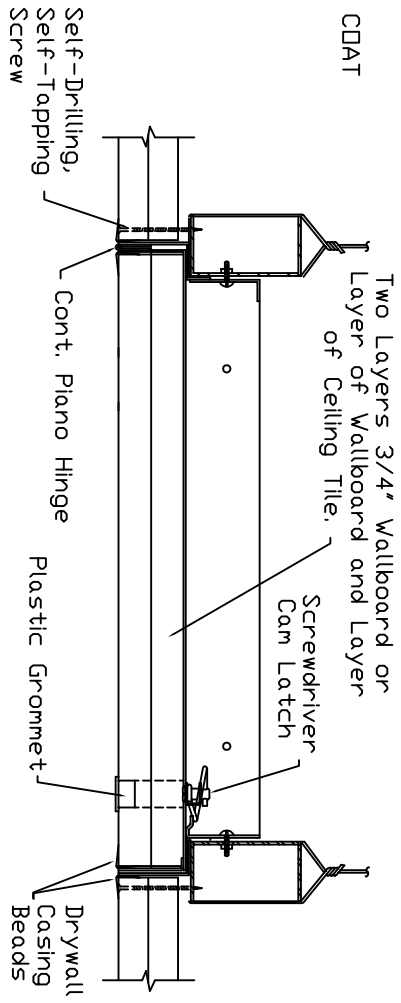
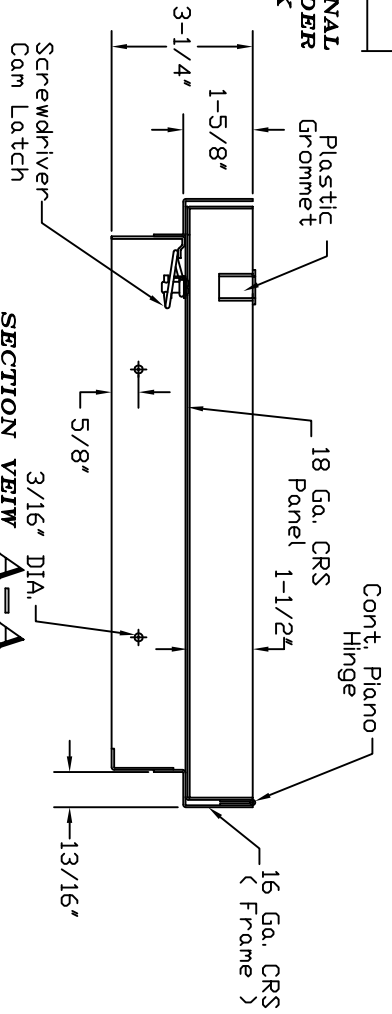
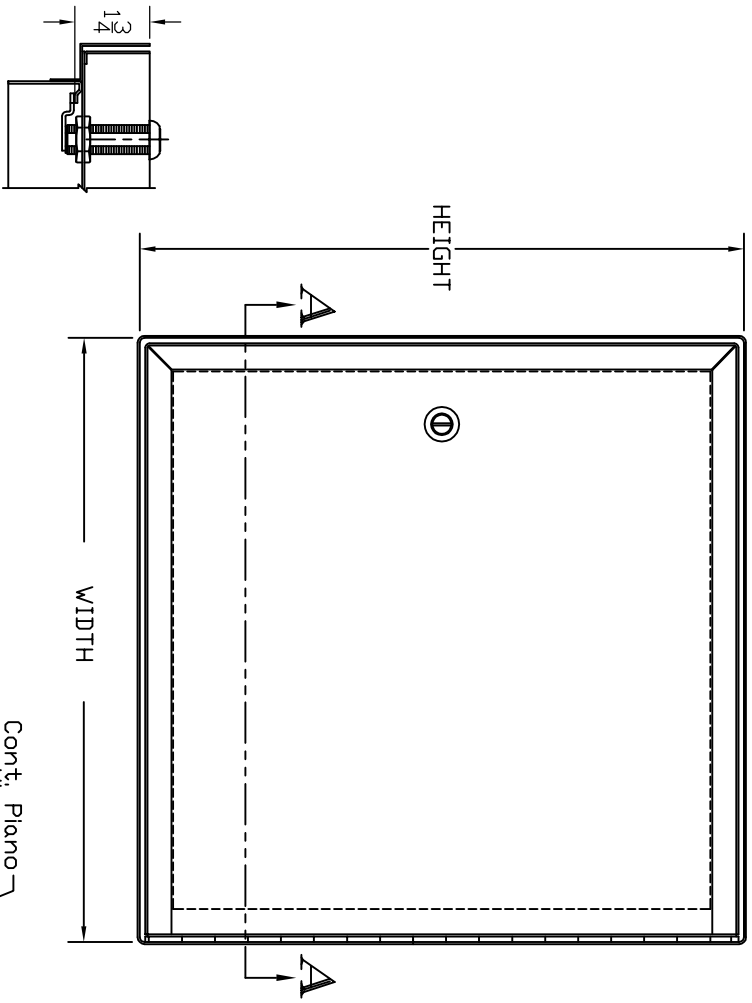


STANDARD SIZES and PRODUCT NUMBERS				
DOOR SIZE	WALL OPENING	PRODUCT NUMBER	No. OF CAMS	Shipping Weight lbs. each
12 x 12	10-1/2 x 10-1/2	3204-112-9	1	8
12 x 24	10-1/2 x 22-1/2	3204-114-9	2	11
18 x 18	16-1/2 x 16-1/2	3204-118-9	2	14
24 x 24	22-1/2 x 22-1/2	3204-124-9	2	20
24 x 36	22-1/2 x 34-1/2	3204-136-9	3	28

NOTE: GRAY POWDER COAT



### Installation Detail

VERIFICATION AND APPROVAL OF GENERAL ARRANGEMENT AND OVERALL DIMENSIONS OF THIS DOCUMENT ARE REQUIRED BEFORE THE ORDER IS ENTERED FOR MANUFACTURING.

APPROVAL SIGNATURE \_\_\_\_\_  
 TITLE \_\_\_\_\_  
 DATE OF APPROVAL \_\_\_\_\_

ORDER WILL NOT BE RELEASED FOR FABRICATION UNTIL SIGNED COPY IS RECEIVED.

THIS DRAWING IS THE PROPERTY OF COMMERCIAL PRODUCTS GROUP AND CONTAINS PROPRIETARY INFORMATION. NOT TO BE REPRODUCED OR REDISTRIBUTED WITHOUT CPG'S WRITTEN PRIOR CONSENT.



5030 Corporate Exchange Blvd. SE, Grand Rapids, MI 49512  
 PH.: 800-624-8642 FAX: 855-549-2674 www.millicorinc.com

**MILCOR** ATR ACCESS DOOR  
 RECESSED STEEL DOOR for  
 SUSPENDED CEILINGS

MATERIAL SCHEDULE

PART NO.	SIZE	COVER	FRAME
DATE 09/14/2015	18 GA.	16 GA.	

REV	DATE	DRAWN	JOB NO.	SHEET
	09/14/2015	JM		1 of 1